



KARDINYA PRIMARY SCHOOL
Learning for Life

2017

ANNUAL REPORT



The Kardinya Primary School community fosters respect for the rights of self and others. We offer a safe and equitable learning environment. Staff working with parents, lead student in maintaining continual improvement, promoting academic and behavioural excellence.

WELCOME

Kardinya Primary Independent Public School (KPS) is a successful and well established school, located in the South Metropolitan Education Region. The school was established in 1977 with 214 students, and through its history has comprised a diverse community. It is this diversity which continues to build our culture of high performance and high care.

In 2017, we averaged a Kindergarten to Year 6 enrolment of 390 students. While most of our student population is Australian born, we comprise a rich tapestry of cultures, with 27 different languages recognised as children's first. 28% of the student population is from a language background other than English, and 1% are Indigenous.

The local area from which the school draws students has a socio-economic index of 1071, placing it relatively more advantaged when compared to the Australian national average of 1000. Parents come from a range of occupations, including public service, business, health and education.

The teaching and learning program is based on the Western Australian Curriculum and the school gives progress reports to parents via class meetings, parent interviews, Interim reports, Semester 1 and 2 formal Reports and the parent open night.

Students in Year 3 and 5 participated in the National Assessment Program in Literacy and Numeracy (NAPLAN) in May. The Pre Primary students are profiled using the On Entry Assessment. Student performance is high, as is our focus on being a high performing and high care school.

Physical Education and Music Specialist Teachers enhance the delivery of curriculum at KPS. A range of sporting pursuits are offered, including: In Term, Faction and Interschool Swimming; Faction and Interschool Athletics and Cross Country; Interschool Winter sports – Netball, Football and Soccer; State Tennis; and a range of specialised coaching and competitions.

Creativity is fostered within music lessons. Successful Junior and Senior Choirs, a School Band lead the music excellence at KPS. Individual students are extended in the School of Instrumental Music, Clarinet, Flute and Classical Guitar program.

A focus on all children being successful enables the identification of student's needs. A differentiated curriculum is offered to support each child at their point of need. Children identified as gifted and talented benefit from the Primary Extension and Academic Challenge (PEAC) program. Some students also choose to participate in the International Competitions and Assessment for Schools (ICAS) – Writing, Spelling, English, Maths, Digital Technologies and Science. Students with learning difficulties and disabilities receive targeted support.

Our staff are very experienced and play a key role in the success of Kardinya Primary School. In 2017 we employed more than 40 staff, comprising fulltime and part-time, plus additional relief staff.

The school grounds are extensive with an oval, several multi-purpose courts and modern playground equipment. The buildings are in four main teaching blocks, administration, library and computer, Music and Visual Arts, and two undercover areas. All classrooms have air conditioning and modern ICT infrastructure.

Parents are important partners in education. Parents actively engage with the school as volunteers in classrooms and school activities. The Parents and Citizens Committee is an active and effective band of parents, who operate the Canteen and Uniform Shop, and fundraise to purchase resources to enhance the learning environment.

Our School Board contributes to strategic directions and decision making. Its members are volunteers, representative of parents and staff.

High standards are celebrated by students, parents and staff. Everybody is committed to making a difference and working together. This Annual Report reviews a successful year at Kardinya Primary School

PRINCIPAL'S REPORT: REFLECTIONS OF 2017

In 2017, our school transitioned successfully in our first year as an Independent Public School. Working closely with our community, and in particular our School Board, Kardinya Primary School continues to strive for excellence ensuring our motto 'learning for life' is a realisation for all our students.

Key highlights included:

- **The Hon Peter Collier, Minister for Education announced, in September, 2016 that Kardinya Primary School will be an Independent Public School. In 2017 we experienced a successful transition of the School Council to a School Board.**
- **Local Projects, Local Jobs program.**
Through grant allocation as part of the McGowan Government's Local Projects, Local Jobs program, a P&C donation and school funds a major library refurbishment was completed.
- **Successful physical health and well-being activities, including faction and interschool carnivals, specialist sports clinics and specialist Health and Physical Education teachers.**
Swimming, Athletics, Tennis, Cross Country, Netball, Football, Cricket, Funky Fitness, West Coast Eagles, Basketball, Football School Ambassador Program.
- **Creative curriculum and performances in Music, Visual Arts and Dance.**
Western Australian Government School Music Society (WAGSMS) Concert at Crown Theatre, Junior and Senior Choir, KPS Band, Count Us In, Edu-Dance and Tiles
- **Connected community activities enhancing strong relationships with our local community.**
Playgroup, Friends of KPS Dr Chan and Bill, School Volunteer Program, Tales for Tots, Pre-service Teachers and Maggie Dent seminar.
- **The ongoing engagement and participation in whole of school activities to build our school spirit.**
Welcome Breakfast, Assembly, Harmony Day, Anti-Bullying, ANZAC Service, Derby Day, 100 Days of School, National Simultaneous Reading Time, Book Week, Book Fair, Student Council fundraisers, Remembrance Day, World Teacher's Day, Parent Open Night and our celebratory event of the year 'fab @40rty'.
- **Additional exciting extra-curricular programs to enrich student learning beyond the classroom.**
In Term swimming lessons, Year 6 Camp, Transition to High School, First Aid Focus, Excursions – Curtin University, Perth Zoo.
- **Numerous "Parents as Partners" activities to foster the positive relationships between, parents, children and staff to promote academic excellence in a positive learning environment.**
P&C – Uniform Shop, Canteen, Fundraising for digital technologies; School Council; parent workshops; Charles Street clinic, special days and activities; and classroom activities.

Kardinya Primary School had a busy and successful 2017 and I would like to thank everyone for your contribution to excellence in education at Kardinya Primary School.

Natalie Mayho.

BOARD CHAIR

2017 has been a very important and successful year for Kardinya Primary School, our first as an Independent Public School and our 40th birthday celebration as a primary school nurturing our students for their current and future successes. As part of our first year as an IPS, there has been emphasis placed upon clear alignment of our strategic direction according to the four focus areas of successful students; high quality teaching and leadership; strong governance and; strong partnerships with the community. We have seen transition of our former library space to a truly inspiring and collaborative learning space, with this vision achieved through support from the P&C and State Government. We have seen programs that support and extend our students, covering the full range of STEM subjects, physical education, music and drama.

NAPLAN results have been successful, showing the emphasis placed upon our core purpose of creating successful students. There have been a number of highlights for the year, with students enjoying a diverse range of curricular and extra curricular activities that has helped maintain the high level of enthusiasm for learning. As we move in to 2018, the School Board in conjunction with our new Principal looks forward to furthering the journey of Kardinya as a successful school which embraces the flexibility and adaptableness that comes with being an IPS school.

Yours faithfully,

Andrew Trosic

P&C ASSOCIATION

Kardinya Primary has a very active and supportive P&C. Many events were held in 2017 to raise funds to support the school, for which we are very grateful. Welcome breakfast, Uniform Shop, Canteen, sausage sizzle, cake stall, walkathon and many more activities were held. The two main events for the year included a Maggie Dent seminar and the 'Fab @ 40ty' school fair.

OUR VISION, VALUES AND STRATEGIC DIRECTION

MISSION

"High quality teaching, learning and leadership within a collaborative culture."

VISION

"The Kardinya Primary School community fosters respect for the rights of self and others. We offer a safe and equitable learning environment. Staff, working with parents, lead students in maintaining continual improvement, promoting academic and behaviour excellence."

MOTTO "Learning for life"

VALUES

"Our values describe the way we act, and interact with others in our school community, and they characterize our social and civic responsibility."

STRATEGIC DIRECTION

DIRECTIONS FOR 2016 - 2018

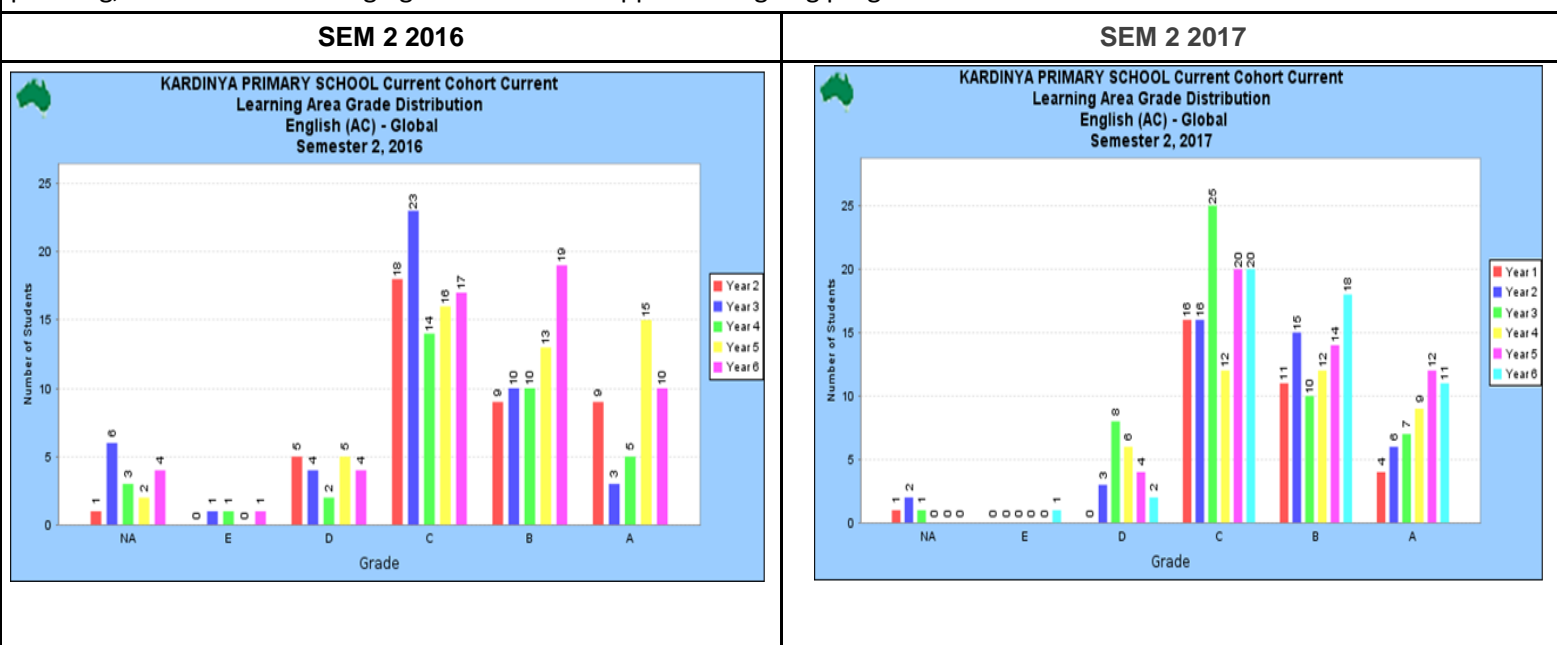
We have worked in collaboration with our staff and stakeholders to develop the 2016 – 2018 Strategic Plan.

Our Priority Areas:

- Successful students
- High quality teaching
- Effective leadership
- Strong governance and support

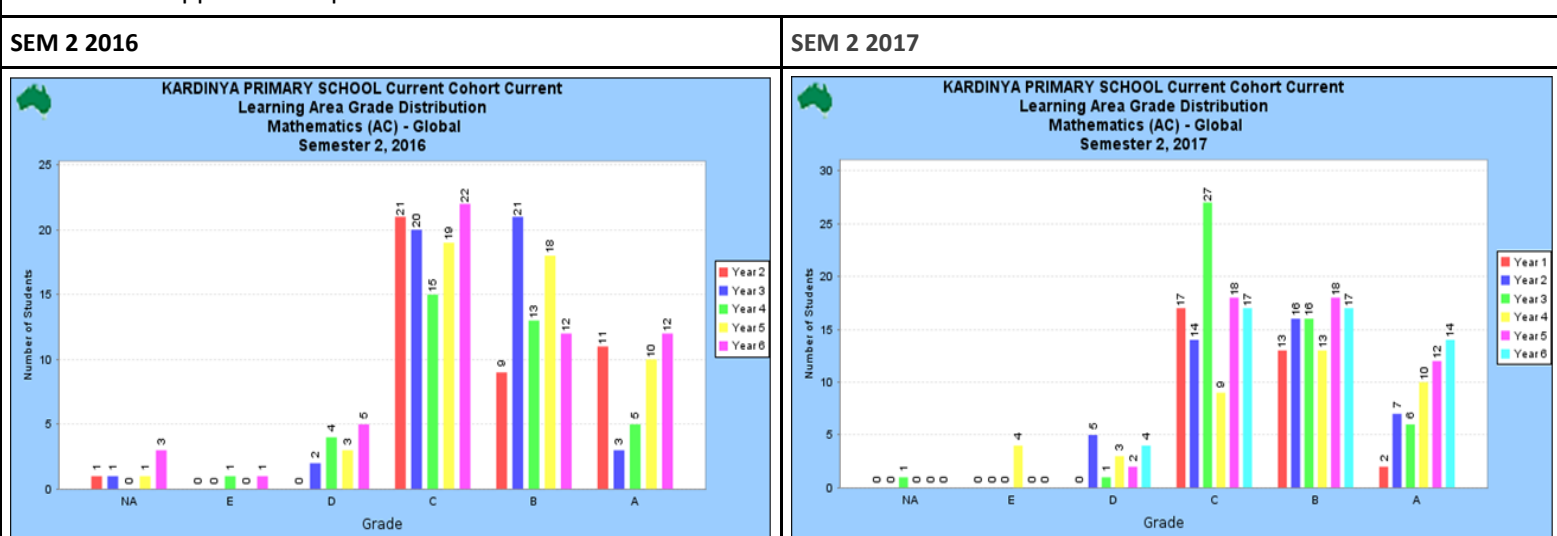
We will continue to work in partnership to deliver the plan and ensure that our priorities are transformed into outcomes.

ENGLISH Whole school approaches to implementation of the Western Australian Curriculum in English, particularly with planning, assessment and Judging Standards has supported ongoing progress across all strands.



The grade distribution of students continues with the majority of students achieving C, B and A grades.

MATHEMATICS Whole school strategies such as Numeracy Block, Mathematics Curriculum Leader and First Steps in Mathematics continue to support the improvement in Mathematics.



The grade distribution of students continues to trend toward the top end with high numbers of C, B and A grades.

AUSTRALIAN CURRICULUM IMPLEMENTATION

Staff have continued to plan, teach, assess and report in Phase 1 curriculum. Successful collaboration and professional learning also supports phase 1 and 2 knowledge and understanding.

STUDENT WELL BEING AND SOCIAL COMPETENCE

An active Student Services committee lead the ongoing implementation and review of policies, procedures, resources and programs.

RECOMMENDATIONS FOR 2018

In both English and Maths, an ongoing focus through case management will enable students to achieve more A and B grades. Whole school strategies articulated in the 2017 operational plans will sustain and enhance high quality teaching and successful

student performance.

The Curriculum and Student Services committees will lead the implementation of strategies to ensure success for all students, high quality teaching and effective leadership.

PROGRESS ON OUR SCHOOL PRIORITIES

OUR STUDENTS' ACHIEVEMENT

Our students continue to perform well in comparison to like schools and WA public schools.

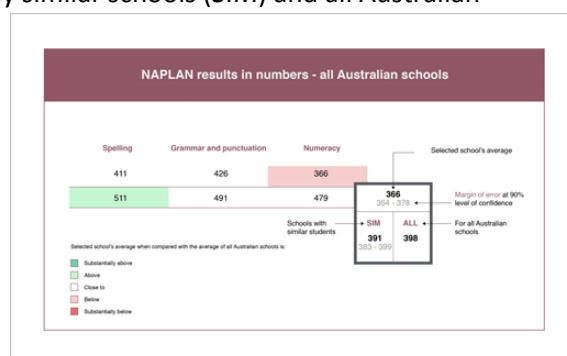
NAPLAN

Students in Years 3 and 5 take part in the National Assessment Program Literacy and Numeracy (NAPLAN) in May 2017. This series of tests is used to give snapshots of student performance in Reading, Writing, Spelling and Numeracy, and is compulsory for all Government and non-Government schools in Australia.

2017 STUDENT PERFORMANCE - RESULTS IN NUMBERS

The chart below displays the Year 3 and 5 average NAPLAN score for each domain. The Kardinya PS score is displayed in blue. Also displayed are average scores for statistically similar schools (SIM) and all Australian schools (ALL).

Results across both year 3 and 5 are all higher than the national average. Comparison to similar schools demonstrates mostly higher scores in year 3 with reading and grammar slightly below. Year 5 students have achieved highly across all areas with substantially above performance in grammar and punctuation.



	Reading		Writing		Spelling		Grammar & Punctuation		Numeracy	
Year 3	444 423-464		446 429-463		441 422-459		446 425-468		440 423-457	
	SIM	ALL	SIM	ALL	SIM	ALL	SIM	ALL	SIM	ALL
	449 440-458	431	428 420-436	414	426 418-435	416	457 447-467	439	425 417-433	409
Year 5	530 513-547		496 480-512		524 509-540		542 524-560		511 497-526	
	SIM	ALL	SIM	ALL	SIM	ALL	SIM	ALL	SIM	ALL
	521 512-530	506	481 473-490	473	510 502-518	501	514 505-523	499	506 498-514	494

Student Performance Over Time

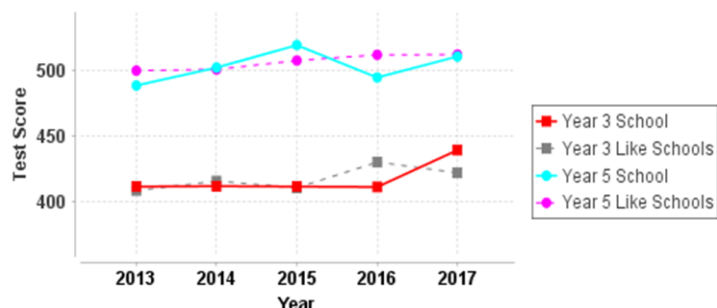
In 2017, the Year 3 and 5 students demonstrated a spread of performance across the bands, with the majority of students performing above the national minimum standard.

MATHEMATICS

NUMERACY

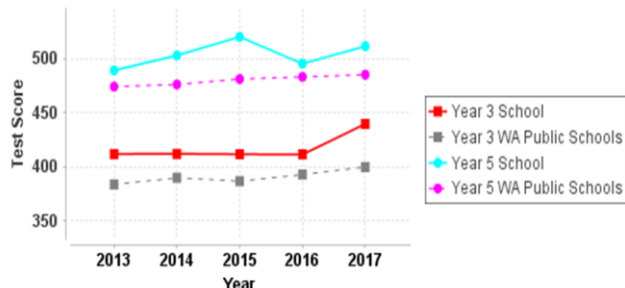
SCHOOL V LIKE SCHOOLS

Average Numeracy Score



SCHOOL V STATE SCHOOLS

Average Numeracy Score



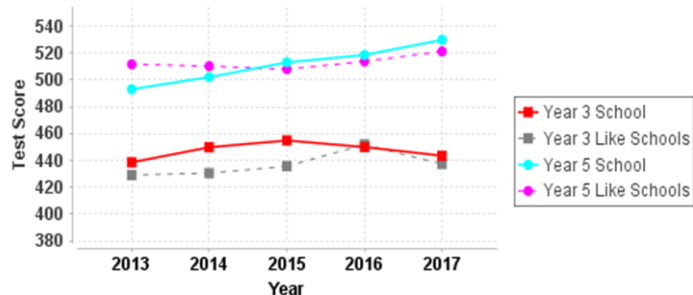
Year 5 results show an upward trend and are on par with like schools and above state schools. The Year 3 results have seen an increase and are above like and state schools. Numeracy continues to be a priority in 2017.

ENGLISH

READING

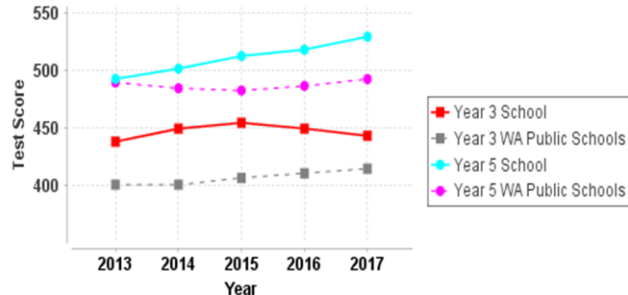
SCHOOL V LIKE SCHOOLS

Average Reading Score



SCHOOL V STATE SCHOOLS

Average Reading Score

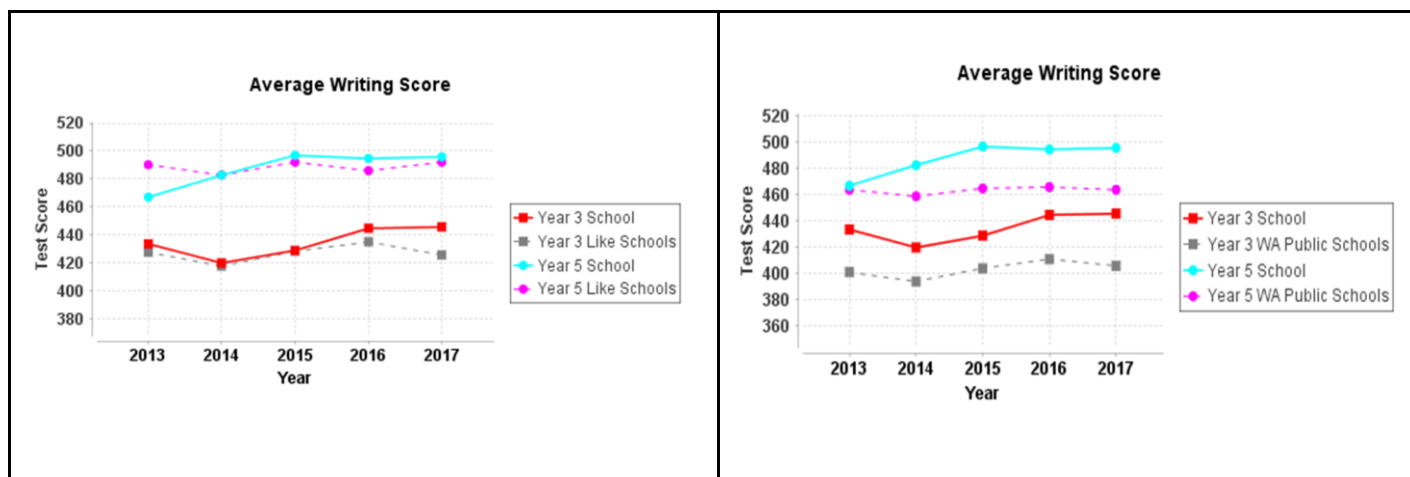


Ongoing improvement is demonstrated in reading in Year 5 performance in comparison to both like and state schools. Year 3 performance has declined slightly. Reading continues to be a priority in 2017.

WRITING

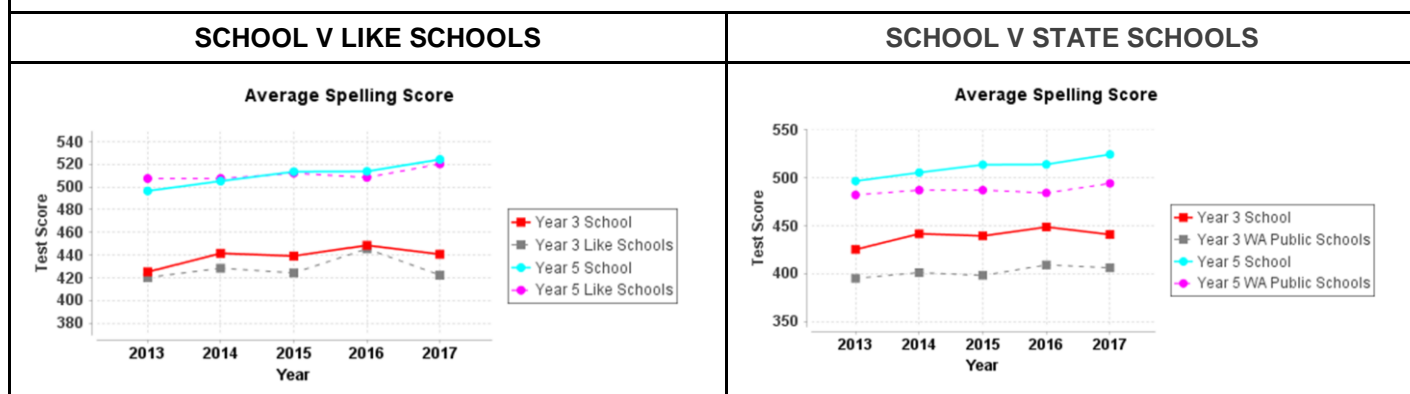
SCHOOL V LIKE SCHOOLS

SCHOOL V STATE SCHOOLS



Year 3 and Year 5 improvements in writing as compared with like and state schools.

SPELLING

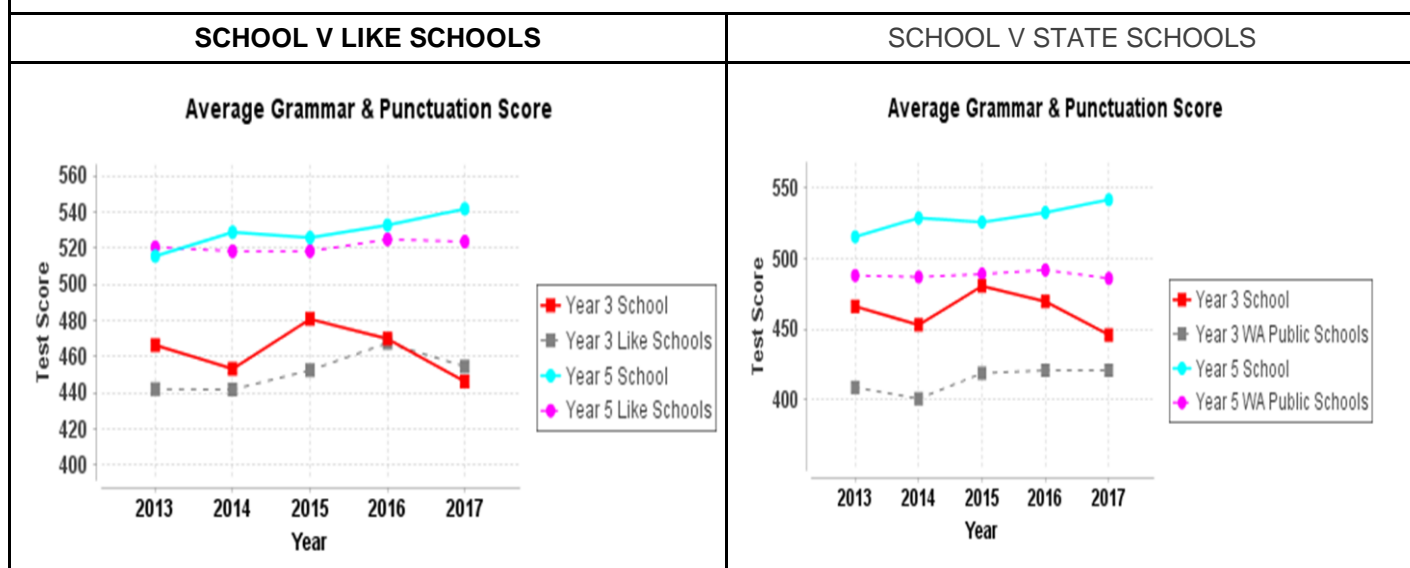


KPS student performance is at and slightly above like schools, and above state schools.

Year 5 performance is maintaining slight improvement.

Year 3 performance has a slight decline.

GRAMMAR AND PUNCTUATION



Year 3 performance demonstrates significant decline.

Year 5 performance has improved slightly, however, still above like schools and above state school performance.

RECOMMENDATIONS:

- Maintain an ongoing focus on numeracy, spelling, reading, writing and grammar and punctuation to improve school performance.
- Whole school focus on Pathways to Spelling Success.
- Continue to review student performance to ensure KPS is above like school performance.
- The targets set in the Strategic Plan 2016 – 2018 and 2016 Operational plans are linked to the current data and articulate the aspirations for improving student performance comparable to like schools.
- Maintain case management of students to improve individual and cohort performance.

NATIONAL OPINION SURVEY 2015

All schools are required to complete the National School Opinion Survey at least every two years. The survey was conducted in November 2015 and will be administered early in 2018.

ATTENDANCE DATA

Attendance % - Primary Year Levels

	Attendance Rate						
	PPR	Y01	Y02	Y03	Y04	Y05	Y06
2015	91%	95%	95%	95%	95%	96%	95%
2016	95%	95%	93%	95%	95%	94%	95%
2017	94%	96%	93%	94%	97%	94%	95%
WA Public Schools 2017	92%	93%	93%	93%	93%	93%	93%

- The student attendance rates at KPS continue to remain consistent and above all WA Public Schools.
- A large number of families take vacations during the school term.
- Ongoing strategies are employed to monitor attendance.

STAFFING

In 2017 Kardinya Primary School had 26 teaching staff, 3 administrative staff and 14 support staff, (Not all staff are full time and we have both permanent and fixed term staff).

All of our staff meet the professional requirements to work in Western Australian Schools and all teaching staff are registered with the Teacher Registration Board of Western Australia.

Selection processes were conducted during term 4, 2017 for recruitment to merit select positions commencing in 2018. This included one deputy principal position and two teaching staff positions.

DESTINATION DATA

Destination Schools	Male	Female	Total
4034 Melville Senior High School	10	9	19
4002 Applecross Senior High School	2	5	7
1396 Kennedy Baptist College	9	3	12
1299 Corpus Christi College	1	2	3
4025 John Curtin College Of The Arts	3	3	6
4005 Belmont City College	1		1
4049 Como Secondary College	1		1
1976 Lakeland SHS		1	1
4048 Rossmoyne Senior High School		1	1
4143 Leeming Senior High School	1		1
4206 Fremantle College	1		1
1368 Seton Catholic College	3	1	4
4168 Shenton College		1	1
4184 Atwell College		1	1
Overseas		1	1

As indicated by the highlighted rows, the majority of students leaving KPS remain in the public education system. A proportion of these students have successfully gained placement in talented and gifted or specialist programs.

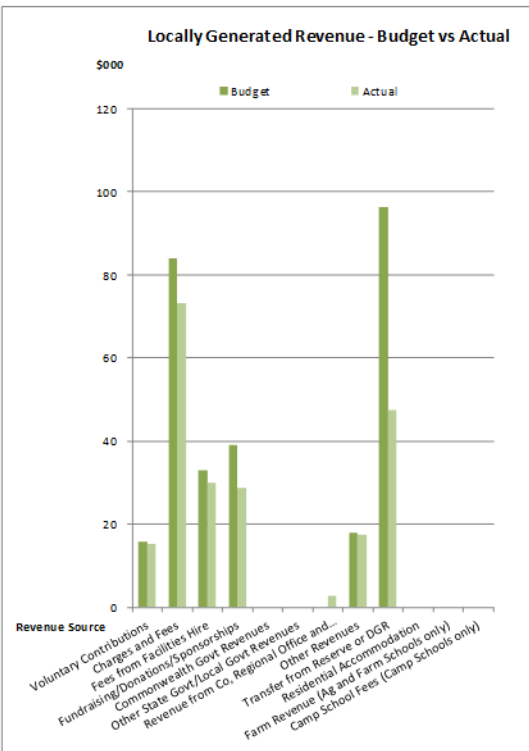
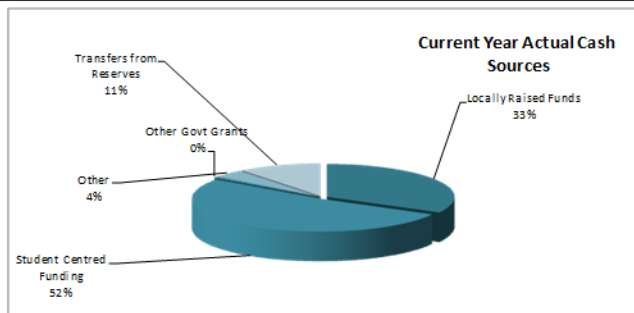
FINANCIAL SUMMARY

The Finance Committee continues to plan and monitor the financial resources of the school. Allocation of funds is linked to the school plan. One line budget operation has been successful. The financial position of the school is sound. The payment of Voluntary Contributions by parents is greatly appreciated, as is the generosity of the P&C and other agencies for their donations.

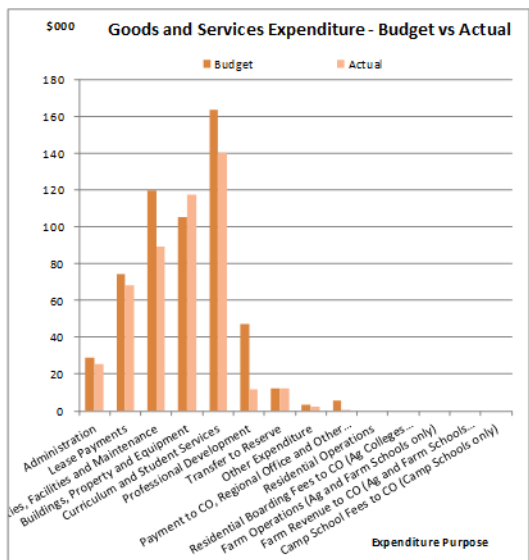
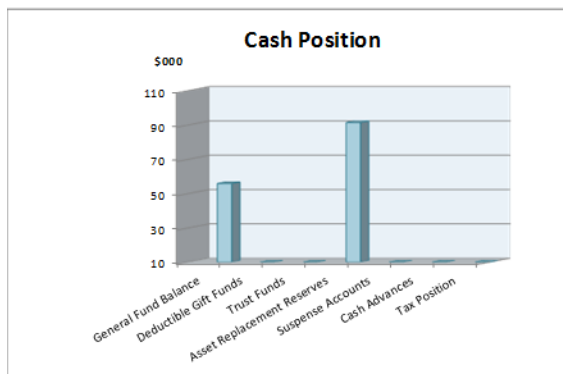


KARDINYA PRIMARY SCHOOL Financial Summary as at 5 February 2018

	Revenue - Cash & Salary Allocation	Budget	Actual
1	Voluntary Contributions	\$ 15,810.00	\$ 15,295.00
2	Charges and Fees	\$ 83,938.00	\$ 73,174.49
3	Fees from Facilities Hire	\$ 33,000.00	\$ 30,000.00
4	Fundraising/Donations/Sponsorships	\$ 39,049.00	\$ 28,864.31
5	Commonwealth Govt Revenues	\$ -	\$ -
6	Other State Govt/Local Govt Revenues	\$ -	\$ -
7	Revenue from Co, Regional Office and Other Schools	\$ -	\$ 2,656.32
8	Other Revenues	\$ 18,023.00	\$ 17,449.15
9	Transfer from Reserve or DGR	\$ 96,363.39	\$ 47,560.86
10	Residential Accommodation	\$ -	\$ -
11	Farm Revenue (Ag and Farm Schools only)	\$ -	\$ -
12	Camp School Fees (Camp Schools only)	\$ -	\$ -
	Total Locally Raised Funds	\$ 286,183.39	\$ 215,000.13
	Opening Balance	\$ 74,141.63	\$ 74,141.63
	Student Centred Funding	\$ 212,814.00	\$ 232,814.00
	Total Cash Funds Available	\$ 573,139.02	\$ 521,955.76
	Total Salary Allocation	\$ -	\$ -
	Total Funds Available	\$ 573,139.02	\$ 521,955.76



	Expenditure - Cash and Salary	Budget	Actual
1	Administration	\$ 28,547.00	\$ 25,732.57
2	Lease Payments	\$ 74,202.00	\$ 67,914.05
3	Utilities, Facilities and Maintenance	\$ 119,785.41	\$ 89,169.63
4	Buildings, Property and Equipment	\$ 105,105.98	\$ 117,314.44
5	Curriculum and Student Services	\$ 163,474.00	\$ 140,034.07
6	Professional Development	\$ 47,005.00	\$ 11,550.53
7	Transfer to Reserve	\$ 12,000.00	\$ 12,000.00
8	Other Expenditure	\$ 3,217.00	\$ 1,939.68
9	Payment to CO, Regional Office and Other Schools	\$ 5,445.00	\$ 445.00
10	Residential Operations	\$ -	\$ -
11	Residential Boarding Fees to CO (Ag Colleges only)	\$ -	\$ -
12	Farm Operations (Ag and Farm Schools only)	\$ -	\$ -
13	Farm Revenue to CO (Ag and Farm Schools only)	\$ -	\$ -
14	Camp School Fees to CO (Camp Schools only)	\$ -	\$ -
	Total Goods and Services Expenditure	\$ 538,781.39	\$ 466,099.97
	Total Forecast Salary Expenditure	\$ -	\$ -
	Total Expenditure	\$ 538,781.39	\$ 466,099.97
	Cash Budget Variance	\$ 14,357.63	



Cash Position as at:	
Bank Balance	\$ 145,727.63
Made up of:	
1 General Fund Balance	\$ 55,855.79
2 Deductible Gift Funds	\$ -
3 Trust Funds	\$ -
4 Asset Replacement Reserves	\$ 91,383.14
5 Suspense Accounts	\$ 1,025.70
6 Cash Advances	\$ -
7 Tax Position	\$ 2,537.00
Total Bank Balance	\$ 145,727.63